

2024

Summer Institute Feedback and Findings



Let's Talk Numbers

247 Attendees

52 Subject Matter Experts

40 Breakout Sessions for a total of 60 hours of content

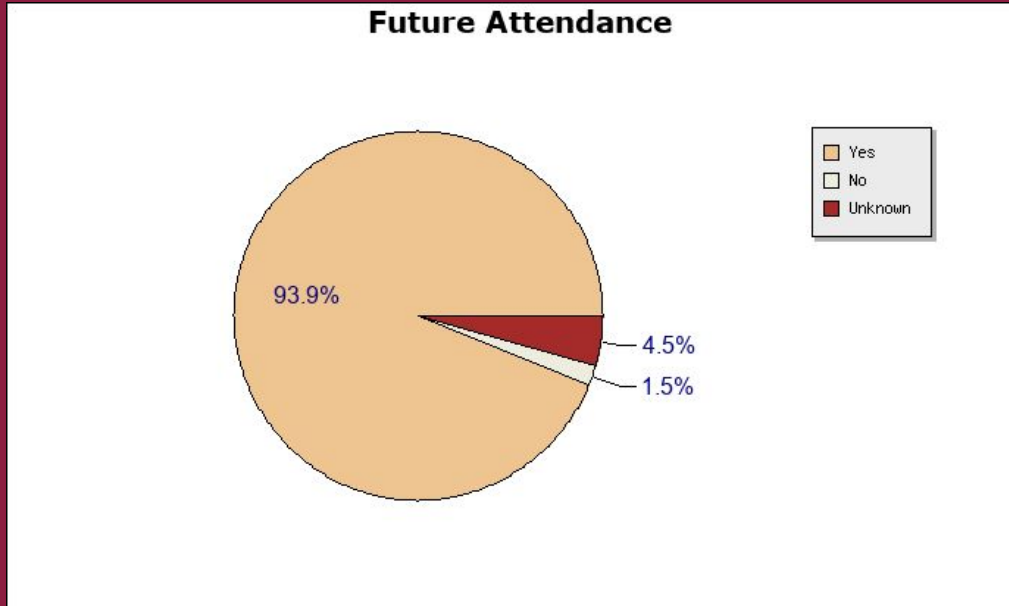
15 Agency Participants

1,112 Continued Education Credits Issued



“Meeting great people and the overall experience. Felt great to be in a room of social workers.”

Attendee Overall Experience



“I thought the conference was well organized, robust in content, and overall really great this year - one of the best”

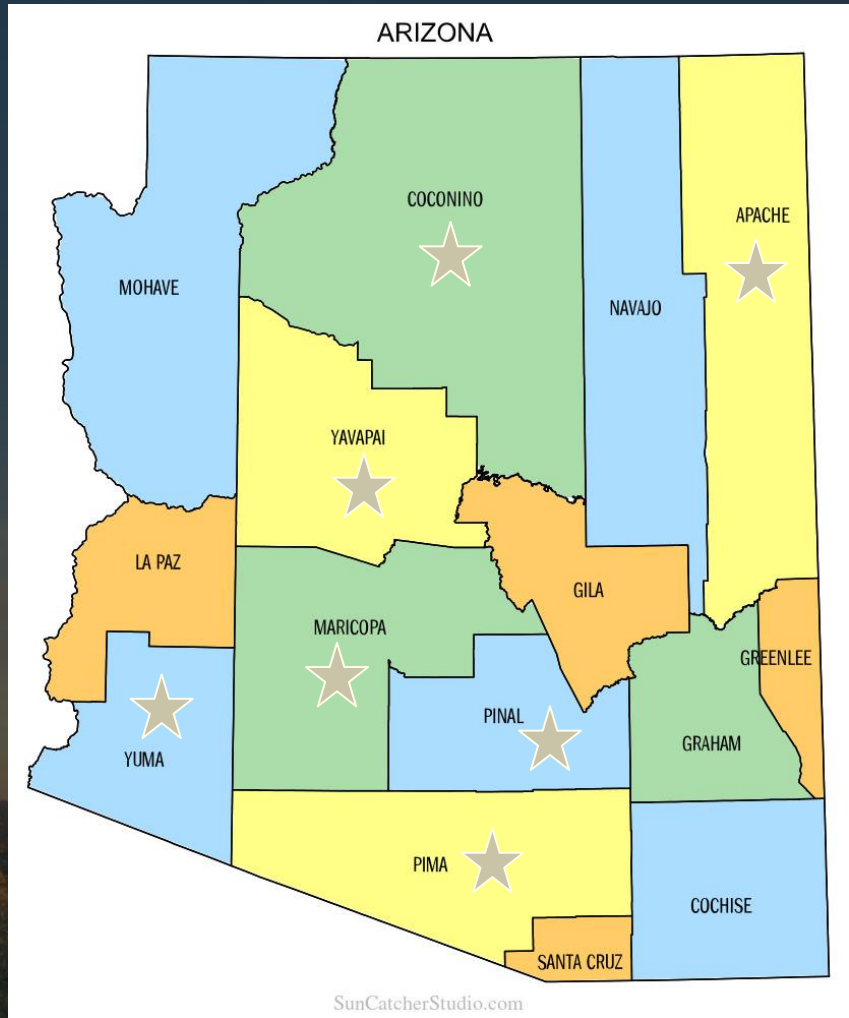
“This is one of the best organized conferences I have attended. I definitely plan on returning next year. Thank you!”

“This was the most organized conference I've been to in a while. Appreciated all that the staff at the venue helped with as well as ASU for organizing this.”

Geographic Distribution of Attendees

State Representation:

Arizona
Minnesota
New Mexico
Oklahoma
Utah
Texas



Attendee Practice Settings

General Mental Health

Family/ Children Services

Healthcare/ Managed Care

Substance Use Disorder Treatment

Disabled

Research/ Academia

School Mental Health

Tribal Relations

Gerontology

Policy

Unhoused/ Homeless

Presenter Expertise

Military/ Veteran Affairs

General Mental Health

Family/ Children Services

Healthcare/ Managed care

**Substance Use Disorder
Treatment**

Disabled

LGBTQ+

Licensure/ Testing

Self Care

Professional Development

Problem Gambling

Macro Practice

Pregnant/ Parenting

Eating Disorder

Plan to Increase Engagement

Registrants

Identify Important Community Assets
and Agencies

Engage with Key Leaders

SSW Conference Sponsorship and
Appearance at Events to Build
Partnerships

Subject Matter Experts

Earlier Call for Presenter Deadline
Engage with Academic Community
Utilize existing ASU partnerships,
including Practicum Office



Curriculum that Supports the Cause

Substance Use Treatment and Prevention

Beyond Naloxone: Clinical Approaches incorporating Harm Reduction Into Traditional Treatment Environments

Fostering Inclusive Recovery Environments: Overcoming Barriers to Referring Clients to Transitional and Recovery Housing

Recovery Connect: Using Technology to Prevent Drop Out and Engage Patients with MOUD

Culturally Attuned Approaches to Working with People Who use Drugs

Breaking Barriers Through Collaboration: The Challenges and Outcomes of an Early Release to Treatment Process

Youth/ Adolescent Mental Health

Modeling SEL for Students

Behavioral Health in Schools

Holding Therapeutic Relationships with Persistent Suicidality: Understanding the Role of Dialectics in Individual Therapy & Family Relationships

Maternal Mental Health

Peer Models of Care, Changing How We Engage Pregnant and Parenting Women in Behavioral Health

Navigating Perinatal Mood Disorders: Research and Practice

Addictive Disorders

Problem Gambling 101: Introduction to Gambling Issues

Treatment Approaches to Gambling Disorders

Eating Disorder 101: From Prevention to Recovery in Room

Recurring Themes in Topic Request

Impact of Substance Use and Addiction on Family Trauma

Adolescent Mental Health

Working with Diverse Populations- LatinX, LGBTQ+, Tribal

Rural Services

Crisis Intervention

Presentation Satisfaction

Please provide ratings for the following statements regarding the presentations at the 2024 Summer Institute.


	1- Strongly Disagree	2- Disagree	3- Neutral	4- Agree	5- Strongly Agree	Count	Percent
Presentations were relevant to my professional interest	5 (7.6%)	1 (1.5%)	2 (3.0%)	24 (36.4%)	34 (51.5%)	66	100.0%
Presentations content was coherent and easy to grasp	5 (7.6%)	0 (0.0%)	3 (4.5%)	23 (34.8%)	35 (53.0%)	66	100.0%
Presentations were interactivity and engaging	5 (7.6%)	1 (1.5%)	7 (10.6%)	24 (36.4%)	29 (43.9%)	66	100.0%
Plenary presentations were informative and engaging	5 (7.6%)	0 (0.0%)	4 (6.1%)	30 (45.5%)	27 (40.9%)	66	100.0%
	Times answered					66	100.0%

Agency Participation



connections





Local Non Profit Representation Matters

Looking at new and innovative ways to include agencies that don't have fiscal means to attend.

Incorporate Leadership

Present curriculum that appeals to administrators, state leadership, policymakers and influencers

Encourage community leaders to engage with attendees

Present opportunities for open discussion and collaboration

Networking Opportunities

Additional networking event

Decrease plenary speakers, allow for more time converse

Implement more round table discussions

Develop a conference attendee directory

Quality of Evaluation

Distribute presenter and agency specific assessment

Provide opportunities for attendees to provide anonymous feedback after each presentation

Increase Evaluation completion by offering a prize draw a free registration to next year Conference

Communications and Logistics

Maintain updated information on website


Have completed schedule posted by May 1st

Attendance on Friday is problematic, conference has been moved to Tuesday- Thursday

Kayla Namoki	Hopi Tribe Behavioral Health Services,	Hopi Reservation
Leslie Brown	RePurpose ReClaim Nonprofit organization	All of Arizona
Andrea Joshevama	Hopi Behavioral Health	Rural- tribal reservation
Oswaldo Rodriguez	Yuma County Juvenile Justice Center	Yuma, AZ
Rebecca Real	Banner Del Webb	Geriatric population
Rosemary Vargas	Peoria Unified School District	Children, youth, families
Gigi Touchon	Spectrum Health Care	Phoenix/Maricopa
Patricia Worthen	Horizon Health	Yuma
Gabriela Haworth	YRMC	Yuma
Maria Kirley	ASU MPH STUDENT	
Kathryn McCormack	Jacob's Hope	SEN and families
Laura Chesley	Terros Health	Low SES, SMI , minority
Dana Mallet	Northern Arizona University	Coconino County

13 Scholarships in Total- 17 Applications Received

Scholarship Recipients



“I am so very grateful to have received a scholarship to attend. My organization is a small 501 c 3 with virtually no budget to be able to attend these types of events. I covered the cost of the hotel myself as I felt it was important enough for my org. and my professional development to attend. Thank you again, I look forward to future events!”

“First time attending the Summer Institute thanks to the scholarship provided by Governor's office.”

“Grateful to have received a scholarship to attend.”



26th Annual Summer Institute

July 15-17, 2025

NAU Conference Center

Flagstaff, AZ

The logo for the ASU School of Social Work features the letters 'ASU' in a bold, maroon font. The letter 'A' is stylized with a yellow sunburst design inside it. To the right of 'ASU', the words 'School of Social Work' are written in a bold, black, sans-serif font.

ASU School of
Social Work

Arizona State University

**Thank You for Your
Support!**

